



DR. MARGARET DININNO, SUPERINTENDENT


July 2019
State of the District

Celebrating Riverview's Committment to **SERIOUS SUCCESS!**

Preserving the
PAST

Providing for the
PRESENT

Preparing for the
FUTURE



CARING EDUCATORS



**EXPANSIVE LEARNING
OPPORTUNITIES**



PERSONALIZED SUPPORT



SMALL NEIGHBORHOOD SCHOOLS



AN ENGAGED AND CARING COMMUNITY

RIVERVIEW

School Board

President

Dr. Maureen McClure

Vice President

Mrs. Lisa Ashbaugh

Board Members

Dr. Arlene Loeffler
Mr. David DiPietro
Mr. Alex DiClaudio
Mrs. Jeanine Hurt-Robinson
Mrs. Freda Aughenbaugh
Mr. Ernest Tillman
Mrs. Tara Jean Schaaf

Education Committee Chair

Mrs. Lisa Ashbaugh

Finance Committee Chair

Mr. David DiPietro

Student Life Committee Chair

Mr. Alex DiClaudio

Forbes Road & Legislative Delegate

Dr. Arlene Loeffler

Eastern Area Delegate

Mrs. Freda Aughenbaugh



We continue to take pride in immersing our children in a **customized learning environment**, while remaining cognizant of our **financial realities** and the **tax capacity of our community**.

Strategic Plan - 2019-2022

Beliefs

We believe in establishing systems to ensure a safe, respectful, learning environment.

We are committed to data informed decision making, competitive academic excellence, and continuous improvement; we hold high standards and believe that effort and integrity are essential.

We are a community committed to providing diverse opportunities in academics, activities, arts and athletics to meet the unique talents and needs of our students.

We are an educational community that believes in the value of fostering leaders and lifelong learners.

We recognize the individual talents and needs of each student and support each child to reach his or her potential.

Mission

Serious Commitment to Student Success **SERIOUS SUCCESS!**

Vision

Recognizing the importance of providing our students with lifelong learning skills, the Riverview School District's vision is to prepare each student for a successful collegiate education and/or employment within the global workforce.

We pledge to do this through a commitment to data informed decision making, competitive academic programming, personalized attention, and by providing our students with a variety of learning opportunities that assist each of them with discovering their talents and potential.

By committing ourselves to this vision, we strive to be one of the most academically competitive school districts in the region, ranking as one of the top High Schools in Allegheny County.

A Special THANK YOU to all who were involved with developing our 2019--2022 Strategic Plan!

Nathan Howell
Shane Michael
Tina Abraham
J.R. Ambrose
Bill Albright
Pam Billet
Greg Billet
Jennifer Boyer
Karen Crowell
Hunter Daley
Erica Dudash
Nicole Duncan
Abby Fahey
Jill Fleming
Amanda Gornic
Chief Ford
John Hackworth
Peter Mathis
Beth Mellor
David Ricupero
Stefanie Woolford
Lynn Madden
Kristy Lape
Colleen Walsh
Beth Funtal
Shawn Ogradowski
Hal Biehl
Suzie Gardner
Carrie DelRosso
Melissa Arnett
Marlee DeLuca
Mary Lou Graham
Donna Hanlon
Lee Hedderman
Adrienne Hoolahan
Dara Ketterer
Korie Klein
Rachel Lendyak
Michael Loughren

Laura Lowe
Christine McBride
Jessica Meising
Tami Minnier
Rachelle Poth
Mary Kay Pronio
Marty Pronio
Drew Richards
Kimberly Roller
Heather Roupas
Tara Jean Schaaf
Michael Schuelke
Erin Schuetz
Amanda Smith
Erica Snyder
Tara Stempfer
Angharad Stock
Judene Sykes
Karen Truchok
Dimitri Tsambis
Pete Wilton
Neil English
Tammy Good
Eric Hewitt
Mary Ann Plance
David Zolkowski
Robert Rizzo
Christina Monroe
Lisa Ashbaugh
Freda Aughenbaugh
Alex DiClaudio
David DiPietro
Jeanine Hurt-Robinson
Arlene Loeffler
Maureen McClure
Jon Nehlsen
Ernest Tillman
Margaret DiNinno

Emergent Themes

Academically Competitive Safe/Respectful Learning Environment Customized Learning Expanded Opportunities Community and Regional Outreach



Recognizing the importance of providing our students with life long learning skills, the Riverview School District's vision is to prepare each student for a successful collegiate education and/or employment within the global workforce. Data informed decisions, competitive academic programming, personalized attention, and expanded learning opportunities assist Riverview students with discovering their talents and potential.



Community Support including Recognition
ANNUAL IMPACT DAY



Model UN National and International Programs and Awards

#1 SINGLE A RANKED
Pittsburgh Business Times
High Regional Academic Standings

SWPBIS
School Wide Positive Behavior AWARDS



Student Teacher Ratio 11:1



attendance **MATTERS**
ATTENDANCE ACCOMPLISHMENTS



WIDE OFFERING of the **ARTS**

TEACHER AUTHOR
It's Teacher!




Wide offering of Athletic Programs



Annual Student

GIVE BACK day

UPGRADES
curriculum and facility space



Allegheny County **OPPORTUNITY SCHOOLS**



REGIONAL PARTNERSHIPS

KEYSTONE SCORES highly competitive in Allegheny County

School Safety and Facility Upgrades

ACT SAT
ABOVE NATIONAL AND STATE AVERAGES



SCHOLAR ATHLETES



PMEA State and National Awards



12 **AP** COURSES

MIDDLE SCHOOL Transition Program

Academics, Arts, Athletics, Opportunities
SERIOUS SUCCESS
RIVERVIEW SCHOOL DISTRICT

CLASS OF 2019 GRADUATE DATA



In 2019, our Students were accepted at...

Post-Secondary Education Summary

- 77% continuing education beyond high school.
- 54% attending 4-year college/university.
- 23% attending 2-year community college, technical or trade school.

Community College	13.11%
Private 2-year College	
University	1.64%
State University	9.84%
State Related Commonwealth University	16.39%
Private 4-year College/University	14.75%
Post-Secondary School (degree)	4.92%
2-year College (outside Pennsylvania)	1.64%
4-year College (outside Pennsylvania)	13.11%
Post-Secondary School (outside PA)	1.64%
Military	0%
Entered Work Force	16.4%
Other	6.56%
Total Graduates	61
	100%

The University of Akron	Franklin Pierce University	Purdue University
Allegheny College	Gannon University	Rensselaer Polytechnic Institute
Baldwin Wallace University	Geneva College	Robert Morris University (PA)
Baylor University	Global University of the	Rosedale Technical College
Boston University	Assemblies of God	Saint Francis University
Bowling Green State University	Goucher College	Saint Vincent College
University of British Columbia	Grove City College	Savannah College of Art & Design
Bucknell University	Indiana University of Pennsylvania	Seton Hill University
Butler County Community College	Ithaca College	Simon Fraser University
California University of PA	James Madison University	Slippery Rock University
Carlow University	Juniata College	St. John's University
Case Western Reserve University	Kent State University	St. Vincent's College
The Catholic University of America	La Roche College	Syracuse University
Chatham University	La Salle University	Temple University
University of Chicago	Lackawanna College	The Ohio State University
Christopher Newport University	Lake Erie College	Thiel College
University of Cincinnati	Loyola University Chicago	University of Minnesota, Twin Cities
Clarion University of Pennsylvania	Loyola University Maryland	University of New Hampshire
Clark University	Marshall University	University of North Carolina
Clarkson University	McGill University	University of Pittsburgh Bradford
Clemson University	Mercyhurst University	University of Pittsburgh Greensburg
Cleveland Institute of Art	Miami University, Oxford	University of Pittsburgh Johnstown
Columbia College Chicago	Michigan State University	University of Pittsburgh
Community College of Allegheny County	Millersville University of PA	University of Rochester
University of Connecticut	North Carolina State University	University of San Francisco
University of Dayton	Ohio Northern University	University of Toronto
Denison University	Ohio Wesleyan University	Virginia Tech
Dickinson College	Pace University, New York City	Washington and Jefferson College
Drexel University	Penn State University	West Chester University of PA
Duquesne University	Penn State University Altoona	West Virginia University
Edinboro University	Penn State University Erie	Western Washington University
Elizabethtown College	Penn State University New Ken	Westminster College
Fordham University	Point Park University	University of Wisconsin, Madison
		Xavier University

Who Are Our Students?

2019-2020

Total Students Registered in District as of July 1, 2019 = (+/-)980

Registered JHSH-430
Registered Tenth Street-346
Registered Verner-181
Outside Placement Special Education-23

Gifted-70 (Elementary-30 High School-40)

Special Education-159
(JHSH-68 Tenth Street-44 Verner-47)

504 Plan - District - 23

ESL - District - 4

(JHSH-2 Tenth Street-2 Verner-0)

General Demographics (Latest PIMS Data)

Caucasian - 86.07%

American Indian/Alaskan Native - 0%

African American - 8.17%

Hispanic - 1.47%

Multi-Racial - 3.56%

Asian - .73%

Free/Reduced Lunch
(October 2018 Statistics) increasing

JHSH - 34.05%

Tenth Street - 20.71%

Verner - 66.98%

Class Size Guideline (2016)

Research-Based/Community Valued
Elementary Class Size
Priority Reference Guide

- K-3 research (our priorities)
 - Grade 1
 - Grade 3
 - Grade 2
- Kindergarten (full-day)
- Grade 4
- Grade 5
- Grade 6

Continuous focus on individual student needs:

- Subject matter, type of instruction, ability of students, age, use of aides, special facilities and equipment, other adult support.



Outside Attendance Figures

Cyber or Charter Schools = (+/-)24 Private or Parochial Schools = (+/-)57

Outside Enrollment Considerations

Positive Feedback related to employees bringing their children and paying tuition.

We receive non-resident calls/requests quite often seeking tuition enrollment.

Consider researching potential for expanding Verona area district residency.

Special Education/Gifted Overview

SPECIAL EDUCATION/GIFTED STUDENT DISTRIBUTION

2018-2019

Specific Learning Disability	Autism	Intellectual Disability	Emotional Disturbance	Other Health Impairments	Visual Impairment including Blindness	Hearing Impairment including Deafness	Speech or Language Impairment	Tramatic Brain Injury	Gifted	504 Plan
51	18	5	21	40	2	3	39	1	54	19

In House Placements **160** Outside Placements **20** Students with a Gifted IEP **54** Students with a 504 Plan **19**

SPECIAL EDUCATION/GIFTED STUDENT DISTRIBUTION

2019-2020

Specific Learning Disability	Autism	Intellectual Disability	Emotional Disturbance	Other Health Impairments	Visual Impairment including Blindness	Hearing Impairment including Deafness	Speech or Language Impairment	Tramatic Brain Injury	Gifted	504 Plan
54	16	5	22	37	3	5	39	1	70	23

In House Placements **159** Outside Placements **23** Students with a Gifted IEP **70** Students with a 504 Plan **23**



2019-2020 Data is as of July 1, 2019 and does not include Class of 2019

Evaluations pending including incoming Kindergarten students

Academics and Programming Overview

2018-2019	
Graduation Requirements: 26.5 credits Gifted/Enrichment Special Education ESL RCEPs Forbes Vo Tech Students - 22 Charter School Students - 24	
New Courses: Grade 7 Art, Algebra 1B, Grade 8 STEAM/Tech Ed, Additional Special Education Support	
AP Courses – Total of 12 <ul style="list-style-type: none"> • 2 English • 3 Social Studies • 3 Science • 1 Computer Science • 2 Math • 1 Art 	Global Scholars Certificate New Career Center at JSHS Guidance Office
Data Collection Tools: Refinement of CDT testing and OnHands Schools. K-12 Vertical Curriculum Articulation	
Elementary Programming <ul style="list-style-type: none"> • Reading Street, Reading • Everyday Math, Math • Science Asset Kits • STEAM Integration • Common Core Curricular Materials • WIN (What I Need) Time 	
Athletic Teams – 17 HS, 7 JHS Independent Athlete Opportunities	
Clubs – Secondary-19 Elementary-6	
PTO – (3) all buildings	

2019-2020
Graduation Requirements: 26.5 credits Gifted/Enrichment Special Education ESL RCEPs Forbes Vo Tech Students - 25 Charter School Students - 24
New Courses: Humanities
AP Courses Total of 12 <ul style="list-style-type: none"> • 2 English • 3 Social Studies • 3 Science • 1 Computer Science • 2 Math • 1 Art
Data Collection Tools: DIBELS, iReady Math, OnHands Schools. K-12 Vertical Curriculum Articulation (Rubicon Atlas), Student Risk Screening Scale (SRSS)
Elementary Programming <ul style="list-style-type: none"> • Reading Street, Reading • IReady Math Diagnostic, Math • ASSET Science, Science • STEAM Integration • Common Core Curricular Materials • WIN (What I Need) Time
Athletic Teams – 17 HS, 8 JHS Independent Athlete Opportunities
Clubs – Secondary-19 Elementary-6
PTO – (3) all buildings

SUPPORTING OUR STUDENTS

Professional Development/Support
<ul style="list-style-type: none"> • PLCs (Professional Learning Communities) • Curriculum Writing/Alignment Using Rubicon Atlas • Writing Framework • Special Education Regulations & Trends • Blended Learning • Naviance for College & Career Readiness • SWPBIS (School-wide Positive Behavioral Interventions and Supports) • STEAM • Columbia University Homegrown Writing Institute • Columbia University Reading and Writing Workshops
Beyond the Classroom Walls <ul style="list-style-type: none"> * Give Back Day * Step Up Day * Summer Learning Activities * IMPACT Day * KinderCamp

2019-2020
BREAKFAST ENHANCEMENTS <ul style="list-style-type: none"> * Community Eligibility Provision * Breakfast in the Classroom * Second Chance * Grab N' Go



Caring Educators

2018-2019	2019-2020
<p>Superintendent Business Manager 5 Administrators 1 Director of Technology 4 CO support staff 89 Teachers 5 FT Paraprofessionals PT Paraprofessionals based on IEPs 4 Secretaries 2 Technology Assistants 10 Custodians</p> <p>Total: +/-150 (7-1-18)</p>	<p>Superintendent Business Manager 4 Administrators 1 Director of Technology 1 Director of Building and Grounds 4 CO support staff 88 Teachers 5 FT Paraprofessionals PT Paraprofessionals based on IEPs 4 Secretaries 1 Technology Assistant 10 Custodians</p> <p>Total: +/-148 (7-1-19)</p>



Employee Contracts:
Teacher (REA) Contract
(2018-2023)

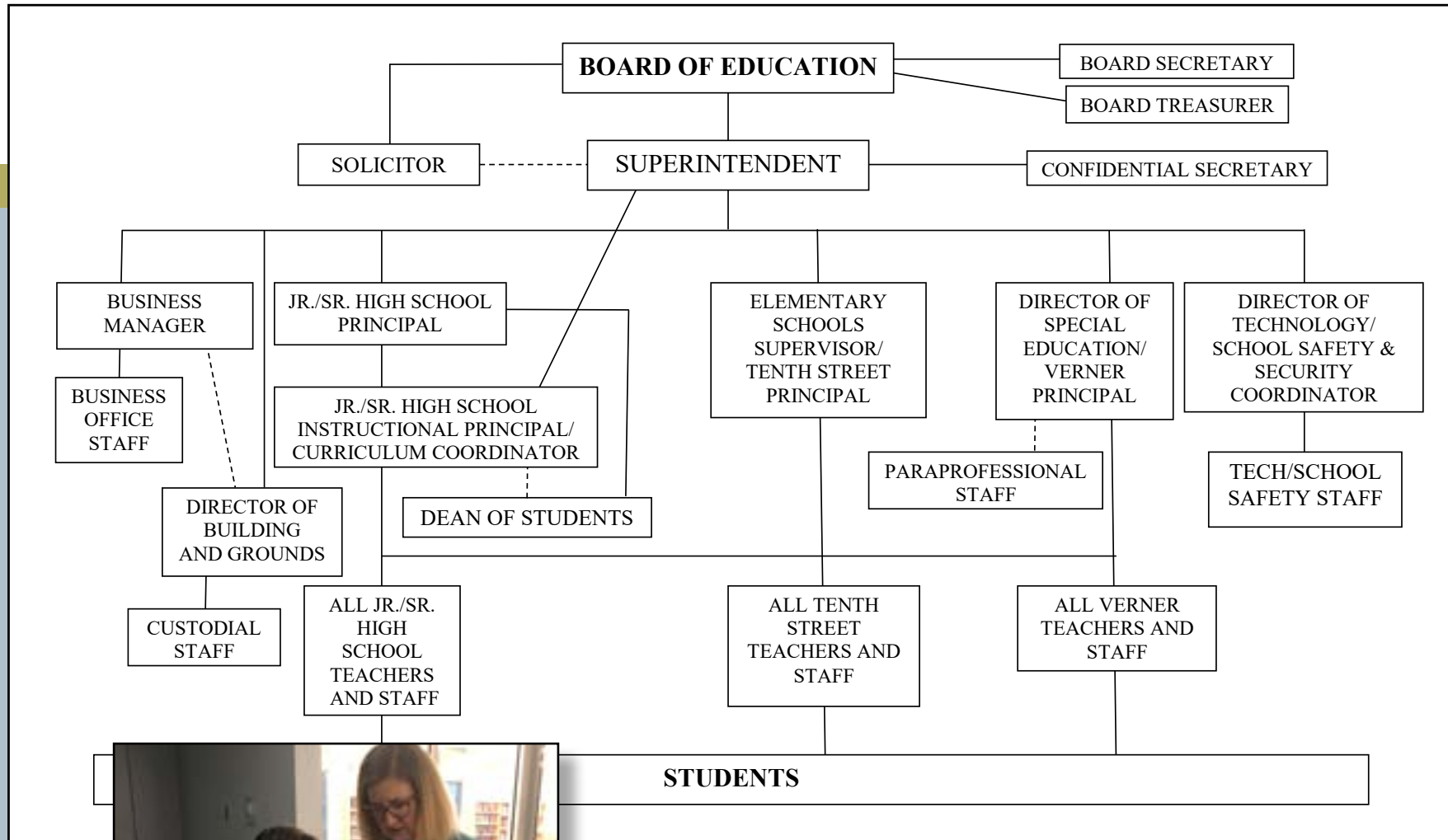
Service Employees (RESPA)
(2013-2019) - Currently negotiating

Act 93 Agreement
(2019-2024)



During the 2018-19 school year, the School Board ratified a 5 year contract with the teachers and signed a 5 year agreement with District Administration.

Administrative Support



Following the retirement of one administrator, in 2019, the school board approved the use of attrition to realign the district's administrative team. Administrators will assume additional roles based on their credentials, experience, and areas of expertise.

Education Committee

Academically Competitive/Customized Learning/Opportunities

SUPPORTING OUR STUDENTS

2018-2019 Highlights

- Supported the success of staff involved in program refinements and any staff member in a new role
- Continued plan/enhancement of Elementary STEM
- Continued assessment of grade gap
- Monitored and provided enhancements to support students with post-secondary transition needs
- Made use of social and emotional support resources to assist with the developmental and emotional needs of all students
- Continued to research potential opportunities to create and support in-house special education classes
- Created and implemented plan to provide JSHS students class schedules prior to summer break



2019-2020 Goals/Focus

- Monitor administrator roles/new organization plan
- Implement Professional Learning Communities
- Enhance Elementary STEM programming
- Monitor needs associated with Dean of Students
- Seek innovative ways to utilize teaching staff to best meet student needs/honor strategic plan goals
- Continue use of RCEPs to meet student needs
- Utilize universal screening tool to identify students at risk for problem behaviors
- Utilize \$35,000 PA Smart Grant to fund/train elementary teachers - STEAM programming
- Make use of new math assessment tool to support learning, promote growth mindset and improve academic achievement
- Assess/diagnose primary K-8 math resources
- Study junior high math pathways
- Support PA Career focus K-12

Beyond the Walls of the Classroom

Athletics



Riverview Educational Foundation

PTOs IN ALL BUILDINGS



Clubs

Student Life Committee

Opportunities/Customized Learning

2018-2019 Accomplishments	2019-2020 Goals/Focus
<ul style="list-style-type: none"> • Student recognition at board meetings • Increased school spirit through various events • Held AP testing and Jr High Town Hall meetings at community venue, with much success • First Annual History Showcase • Detention extended to 1 hour - improved tardy rate • STEAM Event/s with RHS student volunteers • Student Awards: PJAS, State History Finals, Model UN, Congressional Art • First time RSD representation: NAFME All-Eastern and All-Nationals Conferences • PMEA Junior High District Orchestra Festival and PMEA Regional Orchestra participation • Riverview team winners - Annual Science Bowl at the Carnegie Science Center • Hulton Bridge Memorial art sculpture planning completed, construction started 7/19 	<ul style="list-style-type: none"> • Continue high achieving and award winning student activities like Key Club, SADD, Model UN, PJAS, Musical, RVTV, History Club • Implement Grant/cost efficient facility request platform • Continue student presentations at board meetings • More website recognition - students of the month K-12 • Find digital option for building district calendar • Increase student/teacher/community involvement in Homecoming weekend • Continue to promote the athletic program within the school and community, increase student/staff participation at sporting events • Encourage teams and coaches to seek out volunteering opportunities within the communities • Work closely with elementary principals to continue to schedule Senior High Student athletes for reading days, skill/exercise sessions in PE classes • Work closely with elementary principals to schedule elementary pep rallies • Continue to foster communication with athlete's families through alerts on the athletic webpage • Continue to increase athletics social media presence • Work with RVTV to film athletic events to have highlights on the school announcements



2018-2019 Highlights

- First full time cyber students in RSD program
- 3rd annual STEAM night
- 2019 REF STEAM Grants to support STEAM classes and activities
- Computer Science Discoveries Grant through ABC Create for computer science training for Jr-Sr High teachers
- Computer Science Targeted Grant for K-6 computer science teacher training.
- Started replacement of District Smart Boards

2019-2020 Goals/Focus

- Increase Office 365 training for teachers
- Continue implementation of grades 9-12 1:1 computers
- Increase school email use for students
- Cyber school handbook and program of studies
- Expand use of virtual reality in STEAM lab
- Expand use and access to 3-D printers
- Continue replacement of Smart Boards
- Continue access to Online Courses



Keeping Our Most Precious Commodity Safe

2018-2019 Safety Action Steps	2019-2020 Goals/Focus
<ul style="list-style-type: none"> • State Police Risk Assessment • Visitor Entry Badge System (Safety Grant) • Staff training on Safety/Security procedures • Intercom System - JSBS • Alert buttons in offices - JSBS • Better Monitoring of arrival and dismissal points • Exit Door Alarms - JSBS • Continued focus on SWPBIS • Continued use of Bully Reporting System • Continued training and partnerships with local law enforcement and community • Created A Threat Assessment Team • Provided parent program for addressing social media • Active shooter training for staff • Safe2Say training/implementation 	<ul style="list-style-type: none"> • District-wide Safety Assessment • Continue staff training on Safety/Security procedures • Enhance after school safety and security • Intercom System - Tenth Street and Verner • Alert buttons in offices - Tenth Street and Verner • Exit Door Alarms - Tenth Street and Verner • Continue focus on SWPBIS • Continue training and partnerships with local law enforcement and community • Act 44 of 2018: School Safety and Security • Safe2Say



Facility Needs and Capital Projects?

Ongoing Reflection Questions:

How are we lengthening the useful life of our current facilities?


What urgent maintenance needs do we have?

Do any relate to safety?

Are we addressing areas where energy performance can be upgraded to reduce ongoing costs?

How can we use preventative maintenance to protect our investment and gain efficiency?

What future needs do we anticipate in order to meet educational and strategic planning needs?



Assessment of Grounds and Facilities

Buildings: (Age)/Rated Capacity

Tenth Street – (1925)/500

Verner – (1937)/300

JSHS – (1976)/600

Total Capacity = 1,400

Total Students (July 1, 2019) = 980

10th Street (346) Verner (181) High School (430) Sp. Ed (23)

Renovation History:

Tenth St - 1960, 1990, 2002, 2018, 2019

Verner - 1975, 1990, 2002, 2013 (safety project), 2018, 2019

JHSH - 1990, 1998, 2013 (locker room), 2015-2016
(Library Renovation), 2018, 2019

District - 2015-2016 (facility maintenance, safety updates), 2017-2018 (ESCO), 2019

Future Considerations:

- Potential Special Education Classroom
- PDE enrollment/Census Data monitoring
- District Cyber/Charter School
- Educational Foundation Growth
- Possible Feasibility Study

Current Renovations:

Verner – Fire Alarm, New Clock and PA System, Exterior Building Painting, Cat 6 Wiring, New Roof, New Security Updates, Classroom Painting

10th Street -Fire Alarm, New Carpeting, New Playground Drainage and Surfacing, New Clock and PA System, Some Classroom/Auditorium Painting, Safety Window Film Covering, New Windows, Asbestos Abatement, Security Entrance Updates, Some Exterior Concrete Repairs

Jr/Sr High -ADA Compliant Elevator, Safety Ring Connector Road, Door System Safety Updates, Exterior Concrete Additions



Other Facility Contracts Include:

- Riverside Park - \$9,000 plus supplies/other misc. expenses
- Cribbs Field - Permit (Verona) Oakmont Country Club (no cost)
- William McKinley - \$400 per year (Penn Hills)

Debt and 2018-2021 Construction Project

Current Debt \$19,248,250 gross

2018-2019	2019-2020 & 2020-2021
<ul style="list-style-type: none"> • Safety & Security – Window Film, New Windows, Emergency Door Locks, Fire Strobes • Technology – High School - New PA System, New Clock System, New Fire Alarm System, Upgrade to Cat6 • Infrastructure – Paving, Repointing Brick, Emergency Generator, Concrete Repair, ADA Compliance Door entrance, Sanitary Line, Carpeting, Resurface Gym Floor • Instructional - Not Applicable <p>Bond Rating is currently “AA” Stable Outlook per S & P Global Rating</p>	<ul style="list-style-type: none"> • Safety & Security – Loop Road at HS, Additional Exits, Address Dead-End Corridors. • Technology – Elementary School - New PA System, New Clock System, New Fire Alarm System • Infrastructure – ADA Compliance Elevator, New Playground Surfaces, Concrete Replacement, Roof Patching, Hot Water Pump, Replace Kitchen Equipment • Instructional - Not Applicable • New High School Roof and HVAC Equipment updates




Communication

KEEPING EVERYONE INFORMED

Resources available to Parents, Students and Community

- Annual State of the District Report
- “What’s New at Riverview” email system
- District Webpage
- Quarterly eNewsletters
- Riverview Reporter
- Superintendent’s Workshops
- District Facebook page
- Budget at a Glance document
- Principal Newsletters
- Press Releases
- Grapevine/Community Submissions
- IMPACT Day and Give Back Day
- Board Meeting Minutes and Agendas
- Emergency Communication Calling System
- Community Newsletter submissions
- Superintendent’s Bulletins
- Community Surveys
- Strategic Plan Review Committee
- Informational Videos and Live Streamed Events
- School Messenger
- RVTV
- Monthly Public School Board Meetings



WORTHY OF NOTING...

Accolades Recognitions

R SERIOUS SUCCESS

US News World Report Best High Schools 2019

Pittsburgh Business Times Overachiever Rank #5

Pittsburgh Business Times Rankings:

#1 Single A District **#2** Single/Double AA District **#25** Overall in Region

Tenth Street and Verner SWPBIS Recognition Awards

Verner Attendance Recognition

Published Teacher Author, Rachelle Poth

Columbia Writers Workshop Teacher Training & Partnership

LUMA Institute Expanding Education Innovation 2.0 Grant

University of Pittsburgh Partnerships in Research

ABC Create Computer Science Discoveries Grant

Cyber Program Full Implementation

First Annual History Day Showcase

Live Well Allegheny Designation

International Model UN Trip and Awards

Various Distinguished Athlete Awards

IMPACT Award Winners

Marion Carson, Joyce DeLuca, Brian Duncan, Ray Kraus

Regional STEM Partnerships

Educational Foundation Teacher Award Grants

RVTV Upgrades, Model UN Support, 8th Grade STEAM What's Next Equipment, Robotics Equipment

Common Sense Media School Designation -All RSD Schools

Increases in AP Test Scores and Number of Students Taking Tests

Various Student Awards Including

Model U.N., National History Day, SADD National Conference, National PMEA Chorus, PJAS, and Key Club

Various Grants Including

PA Smart, Carnegie Science Center, BE THERE, McDonald's McGrant, Governor's Institute, High5, Wellness



SERIOUS SUCCESS

<https://youtu.be/9z9aq-zJlec>

2019 Preliminary PSSA Data

PSSA ELA (# Proficient/Advanced)

Tenth St.	2017	2018	2019	ADV	PROF	BASIC	B-BASIC
Grade 3	36/40	43/46	39/42	17	22	2	1
Grade 4	41/49	34/41	43/49	24	19	4	2
Grade 5	29/40	38/48	34/42	10	24	7	1
Grade 6	37/40	30/38	39/48	23	16	9	0

Verner	2017	2018	2019	ADV	PROF	BASIC	B-BASIC
Grade 3	27/30	27/34	17/19	5	12	2	0
Grade 4	19/32	28/28	19/33	3	16	10	4
Grade 5	15/25	13/37	19/25	2	17	6	0
Grade 6	13/18	19/24	25/42	8	17	17	0

Combined	2017	2018	2019	ADV	PROF	BASIC	B-BASIC
Grade 3	63/70	70/80	56/61	22	34	4	1
Grade 4	60/81	62/69	62/82	27	35	14	6
Grade 5	44/65	51/85	53/67	12	41	13	1
Grade 6	50/58	49/62	64/90	31	33	26	0

Jr-Sr High	2017	2018	2019	ADV	PROF	BASIC	B-BASIC
Grade 7	50/66	55/65	44/57	12	32	13	0
Grade 8	47/70	49/64	49/59	13	36	10	0

PSSA Science (# Proficient/Advanced)

Tenth St.	2017	2018	2019	ADV	PROF	BASIC	B-BASIC
Grade 4	45/49	37/41	46/49	26	20	3	0
Verner	2017	2018	2019	ADV	PROF	BASIC	B-BASIC
Grade 4	23/32	25/28	24/33	11	13	7	2
Combined	2017	2018	2019	ADV	PROF	BASIC	B-BASIC
Grade 4	68/81	62/69	70/82	37	33	10	2
Jr-Sr High	2017	2018	2019	ADV	PROF	BASIC	B-BASIC
Grade 8	40/70	46/64	44/61	21	23	12	5

PSSA Math (# Proficient/Advanced)

Tenth St.	2017	2018	2019	ADV	PROF	BASIC	B-BASIC
Grade 3	31/40	39/46	39/42	29	10	2	1
Grade 4	38/49	29/41	36/49	13	23	7	6
Grade 5	28/40	31/48	28/42	14	14	8	6
Grade 6	25/40	25/38	27/48	17	10	13	8

Verner	2017	2018	2019	ADV	PROF	BASIC	B-BASIC
Grade 3	21/30	23/34	16/19	12	4	2	1
Grade 4	14/32	25/28	18/33	5	13	8	7
Grade 5	14/25	12/37	17/26	7	10	8	1
Grade 6	10/18	15/24	20/42	8	12	15	7

Combined	2017	2018	2019	ADV	PROF	BASIC	B-BASIC
Grade 3	52/70	62/80	55/61	41	14	4	2
Grade 4	52/81	54/69	54/82	18	36	15	13
Grade 5	42/65	43/85	45/68	21	24	16	7
Grade 6	35/58	40/62	47/90	25	22	28	15

Jr-Sr High	2017	2018	2019	ADV	PROF	BASIC	B-BASIC
Grade 7	36/64	42/65	35/57	15	20	11	11
Grade 8	23/69	28/64	26/61	5	21	21	14

- Data is unofficial for 2019 and subject to change
- Number of Advanced ELA scores is increasing
- Need to dig down further to seek needs of individuals and patterns
- Need to examine growth and cohorts
- Need to continue with historical and standards based assessment of needs
- Need to determine junior high math pathway

AP/ACT/SAT/KEYSTONE DATA

Average AP Scores (based on previous school ar data)

Year	# Students	Exams Taken	Scores 3+
2016	44	91	34
2017	52	104	42
2018	44	85	39
2019	65	121	37

- 37 of the students who took at least 1 exam scored 3 or higher
- 7 students earned the AP Scholar Award (scored 3 or higher on 3 or more exams)
- 6 AP students earned the AP Scholar with Honor Award (avg score of at least 3.25 on all AP Exam s taken and 3 or higher on 4 or more of those exams)
- 5 AP Students earned the AP Scholar with Distinction Award (avg. score of at least 3.5 on all AP Exams taken and 3 or higher on 5 or more of those exams)



Scores Below are for the Calendar Year

Avg. SAT Math

Year	RSD Score	State	Nat'l
2014	528	504	513
2015	498	504	487
2016	509	506	508
2017	570	531	527
2018	566	539	531

Avg. SAT Reading/Writing

Year	RSD Score	State	Nat'l
2014	513	497	497
2015	487	499	495
2016	521	500	494
2017	589	540	533
2018	586	547	536

SAT Reading/
Writing Scores
are combined
beginning 2017

Average ACT

Year	RSD Score	State	Nat'l
2014	24.2	22.7	21
2015	22.4	22.9	21
2016	23	21.7	20.8
2017	24	21	21
2018	23.7	23.5	20.8

Algebra Keystone Data % Proficient & Advanced

Year	RSD Score	State
2015	54%	64.5%
2016	55%	68.2%
2017	62%	65.6%
2018	59%	65.2%
2019	49%	n/a

Biology Keystone Data % Proficient & Advanced

Year	RSD Score	State
2015	66%	58.9%
2016	72%	65.8%
2017	68%	63.4%
2018	72%	64.4%
2019	67%	n/a

Literature Keystone Data % Proficient & Advanced

Year	RSD Score	State
2015	70%	72.8%
2016	80%	76.8%
2017	72%	72.7%
2018	83%	72.7%
2019	65%	n/a

- ACT/SAT scores well above national and state averages
- ACT/SAT scores are highly competitive when compared to Allegheny County schools with similar demographics
- Keystone scores are highly competitive when compared to Allegheny County schools with similar demographics

Planning for Today & Tomorrow

Riverview School District's budget is spent in direct support of it's mission

The District's expenditures include a one-time \$600,000 fund balance use for future capital projects. Since 2012, the District has been significantly impacted by unfunded mandates like PSERS Retirement, Special Education, Charter School Tuition and Transportation. Salaries/Benefits have increased by 22%, Special Education costs increased 22%, Charter School Tuition has doubled, and transportation costs have increased by 21%.

In an attempt to offset growing expenditures, the District has renegotiated multiple service contracts, reduced staff, and continued our participation in purchasing consortiums through the AIU3. The District's Salaries and Benefits Costs currently consume 100% of the local tax levy plus an additional 70% of the basic education funding subsidy we receive from the State.

As we plan for our future, we will need to be cautious with how we prioritize resources and spending. While we are confident that programming can be maintained and enhanced, we must also recognize that facility maintenance and safety factors will also play a role in how we spend our monies. The District continues to look for ways to operate more efficiently, reduce costs, control expenditure growth, be fair to taxpayers, and most importantly, meet the needs of our students.

2019-2020 Expenditures \$24,401,613



Planning for Today & Tomorrow

Riverview School District's budget is spent in direct support of it's mission

Revenue:

Since 2012, the District's revenue growth has increased by 24.89%.

State Revenue:

- State Revenue for RSD has been flat.
- In general, the State of PA has been struggling with funds for education.
- The State's budget has experienced a large deficit.
- 2019 reports indicate minor increases for education funding & some small savings for the state – this is promising. Riverview did not receive increased funding from the state this year, however, the District acknowledges this trend.

Federal Revenue:

- Federal Revenue has been decreasing.

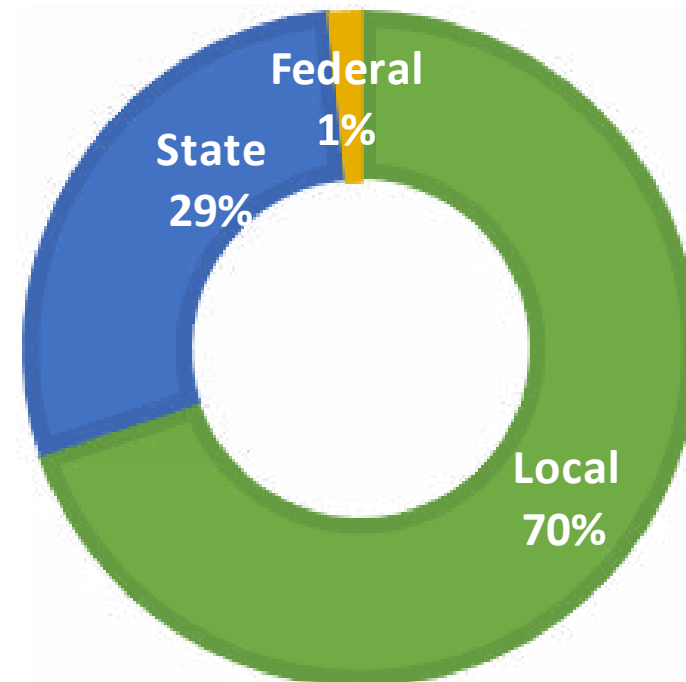
Local Revenue:

- Local revenue accounts for the majority of our revenue growth.
- The District has instituted an interim tax collection program.
- The District started a new delinquent tax collection program. This tax collection pool is beginning to level off and cannot be counted on as a significant source of revenue into the future.
- Interim tax and new delinquent tax collections provide limited revenue.
- One time interim taxes are collected on new construction.
- The new River Complex is almost complete. The District will need to look for more alternate sources to fill in these taxation gaps.

Taxes:

- Over the past 7 years, the District has raised property tax rates 3 times.
- Real Estate Tax revenue has grown by 7%.
- Over the past 3 years, the average homeowner has experienced minimal tax increases - \$57.15 or 1.9% (on average home).

We must continue to consider our residents and our tax capacity as we make budgetary decisions to meet the needs of our students.



2019-2020 Revenues
\$23,801,613

Year	Millage Rate
2012-2013	25.35
2013-2014	21.18
2014-2015	22.4462
2015-2016	22.4462
2016-2017	22.4462
2017-2018	23.0073
2018-2019	23.0073
2019-2020	23.2719

Fund Balance

2017-2018 Audited Final	2019-2020 Budgeted
<p>Total \$3,952,927</p> <ul style="list-style-type: none">• Committed: \$1,700,000• Assigned: \$489,283 (PSERS)• Non-Spendable: \$210,652 (July Health Insurance)• Unassigned: \$1,763,644 (7.6%) within permitted limits <p>Approximately 4.8 months of expenditures</p>	<p>Total \$3,269,721</p> <ul style="list-style-type: none">• Committed: \$1,528,166• Assigned: \$189,283 (PSERS)• Non-Spendable: \$199,054 (July Health Insurance)• Unassigned: \$1,552,272 (6.4%) within permitted limits <p>Approximately 4.8 months of expenditures</p>



Finance Committee

Fiscal Management (all funds)/Facilities/etc.

2018-2019 Highlights	2019-2020 Goals/Focus
<ul style="list-style-type: none"> • Reviewed/hired Director of Building and Grounds at a significant cost savings to the district • Developed a lead testing protocol/policy as per new PDE requirements • Finished Phase 1 of building renovations/repairs and started Phase 2 for summer 2019 • Reviewed/approved maintenance agreements for the HVAC units • Continued with negotiations planning • Began request for Proposal for Transportation Contract to begin in 2019-2020 • Worked on revamping Breakfast Program to increase revenues for food service fund • Worked on creating a community fiscal awareness group • Continued to review District-Wide sustainability 	<ul style="list-style-type: none"> • Complete Phase 2 of Building renovations/repairs and begin final Phase 3 for summer 2020. • Begin to plan and discuss the remaining \$12 million of needed facility repairs and how to fund them. • Review the 2018-2019 Community Engagement Sessions and begin to assemble the 2019-2020 Community Engagement Sessions. • Continue with negotiations planning. • Continue to review District-wide Sustainability. • Continue to enhance/revamp the Breakfast Programs. • Continue to review/implement new maintenance contracts for District Facilities. • Continue to work with Verner PTO to gather credentials needed to apply for playground grants.

Moving into 2019-2020

R SERIOUS SUCCESS

- Continue Assessment of Math Program
- Enhanced Blended Learning
- Implementation of PLCs
(Professional Learning Communities)
- Elementary STEM Programming
- Breakfast Program at each School
- Curriculum Development
- Collaborative Partnerships
- Targeted Grant Writing



Celebrating Serious Student Success!

Please Note: Data contained in this edition of the State of the District Report is based on data available at the time of publication. Therefore, please be aware that some data is subject to change and fluctuation.